

Esmolol vs. Amiodarone for the treatment of refractory or recurrent out-of-hospital ventricular fibrillation



Kert Viele
Michelle Detry
Melanie Quintana
April 10, 2013

Objectives

- Adults with OOHCA with VF/Pulseless VT refractory or recurrent following initial shock
- Compare Esmolol, Amiodarone and combination to control
- Primary Outcome: CPC 1,2 at 1-month
- Evaluator of CPC at 1-month blinded
- Clinically meaningful difference of improvement of 10%

Design Details

- Fully factorial design
 - Control (neither)
 - Amiodarone only
 - Esmolol only
 - Combination
- All active arms compared to control

Adaptations Considered

- Response adaptive randomization
- Early stopping for futility
- Early stopping for success

Design characteristics

- Maximum sample size 1000
- Type I error threshold 0.025
- Reasonable power for 10% treatment difference

- Accrual rate 10 subjects per week
- No dropouts (for now)

Trials Simulated

- Trial 1
 - Fixed trial (no adaptations)
- Trial 2
 - Response adaptive randomization
- Trial 3
 - Response adaptive randomization
 - Early stopping for futility
 - Early stopping for success

Trial 1 – Fixed

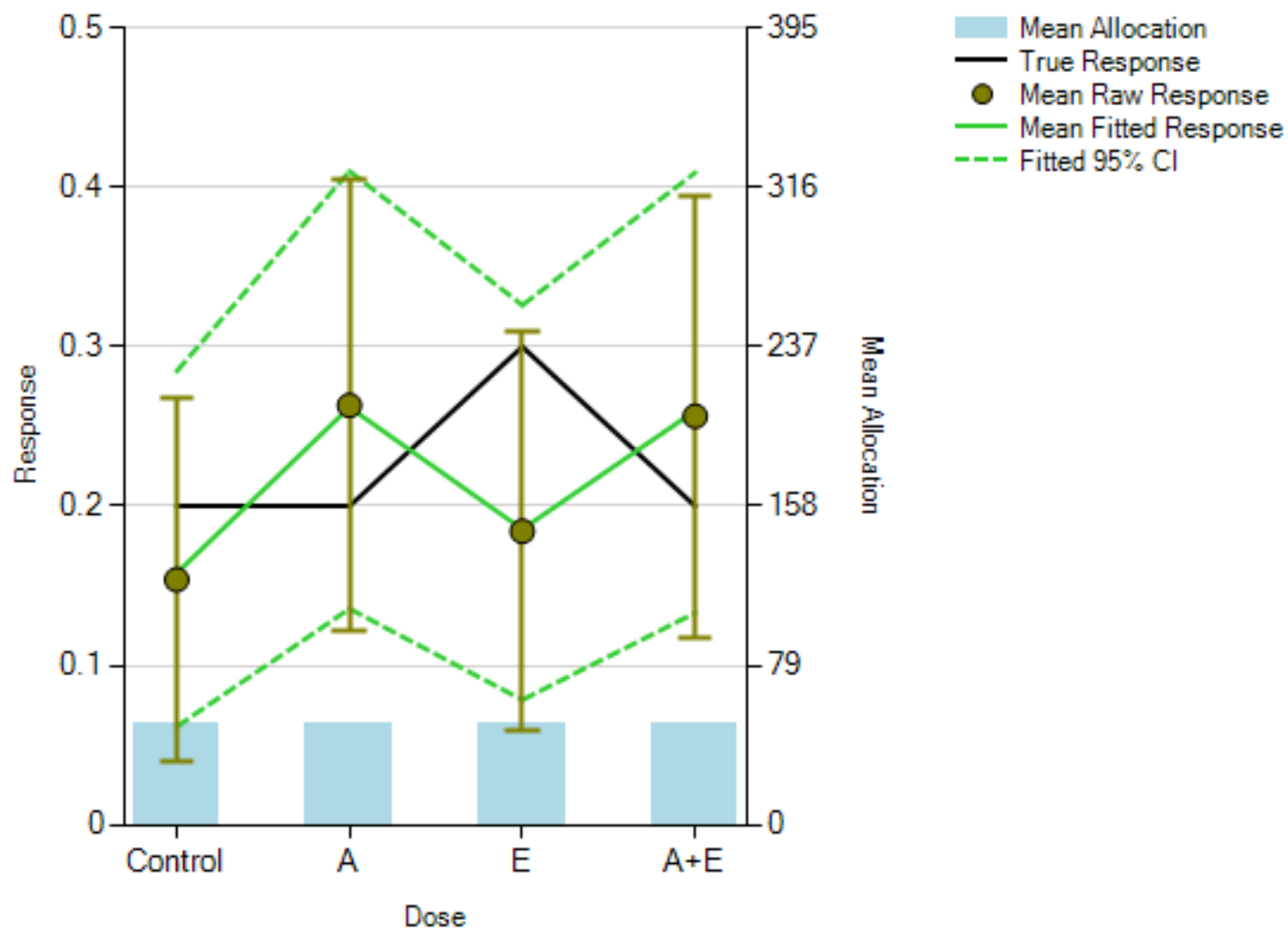
- Randomization 1:1:1:1 (250 per arm)
- No early stopping
- Success if $\Pr(\text{Best dose} > \text{control}) > 0.99$

Trial 2 - RAR

- Burn-in 50 subjects per arm
- Response adaptive randomization begins at 200 subjects
 - Subjects allocated in proportion to probability that arm is the *best*
- Fixed allocation on control
- Allocation probabilities updated every 100 subjects
- Sample size always 1000
- Success if $\Pr(\text{Best dose} > \text{control}) > 0.99$

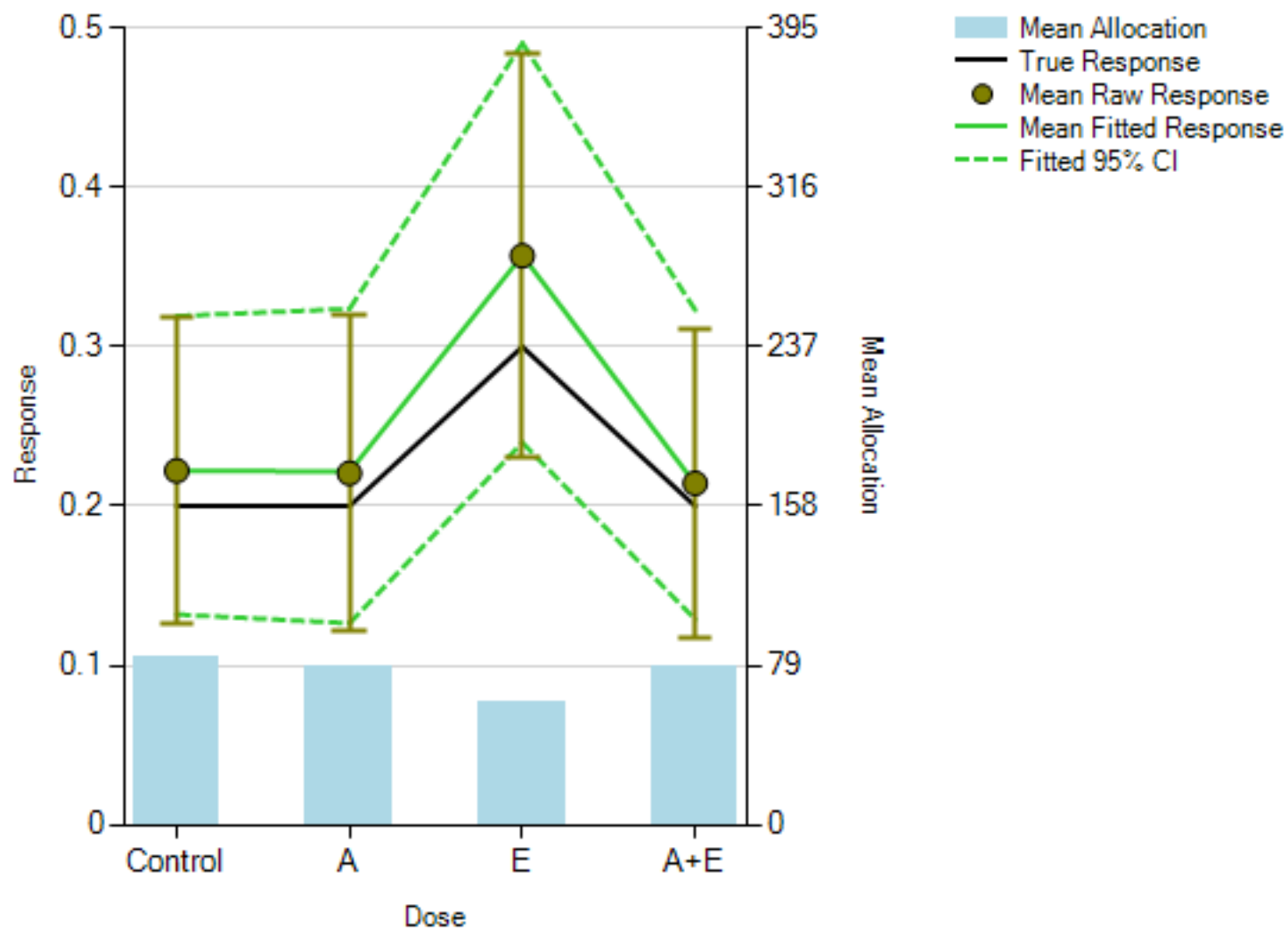
Response and Subject Allocation (200 subjects)

Recruitment: "Accrual 1" Dropout: "Dropout 1" Response: "E only" Design: "Dose Finding Dichotomous" Simulations: 1000 Version: 2.4.2



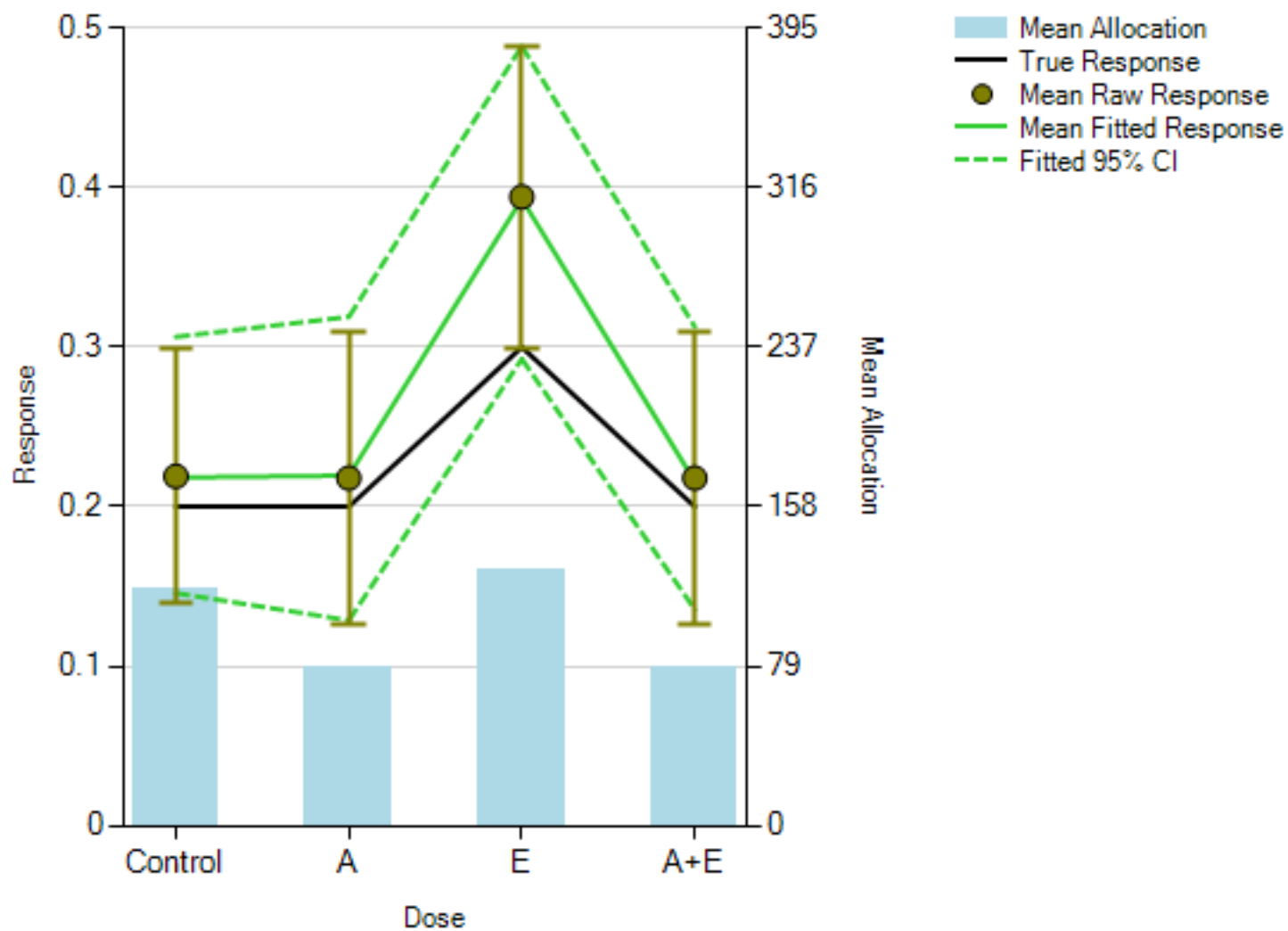
Response and Subject Allocation (300 subjects)

Recruitment: "Accrual 1" Dropout: "Dropout 1" Response: "E only" Design: "Dose Finding Dichotomous" Simulations: 1000 Version: 2.4.2



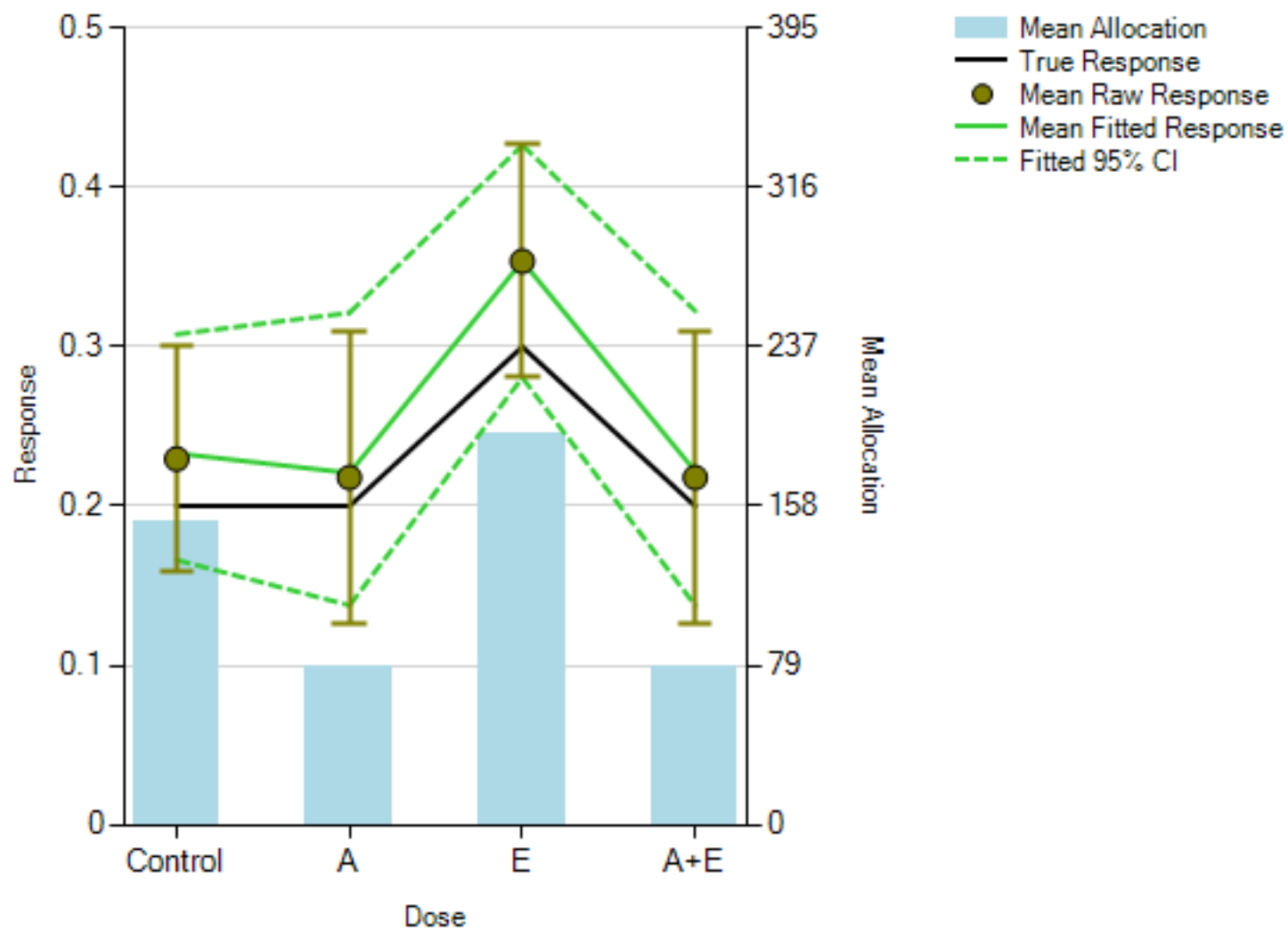
Response and Subject Allocation (400 subjects)

Recruitment: "Accrual 1" Dropout: "Dropout 1" Response: "E only" Design: "Dose Finding Dichotomous" Simulations: 1000 Version: 2.4.2



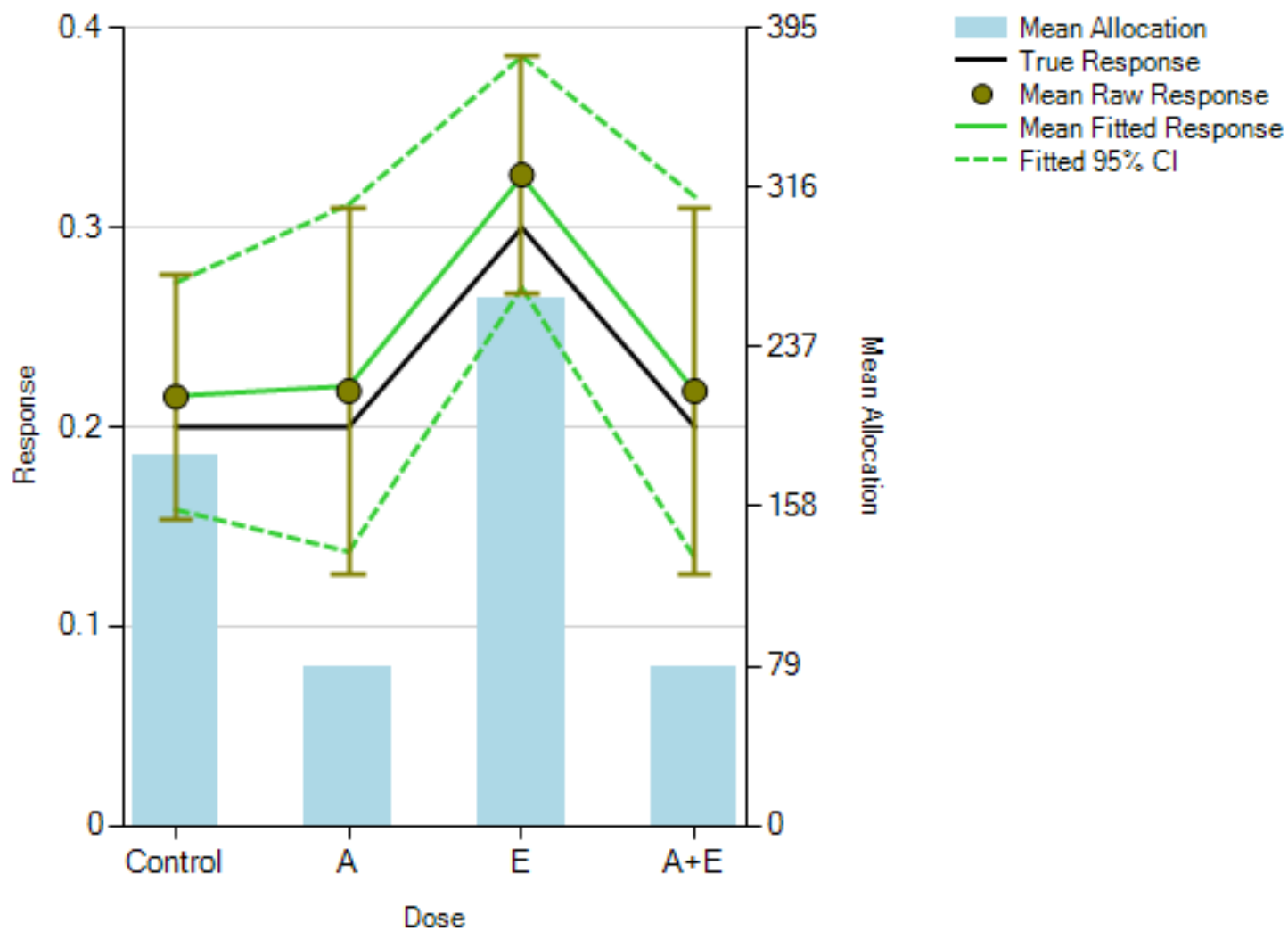
Response and Subject Allocation (500 subjects)

Recruitment: "Accrual 1" Dropout: "Dropout 1" Response: "E only" Design: "Dose Finding Dichotomous" Simulations: 1000 Version: 2.4.2



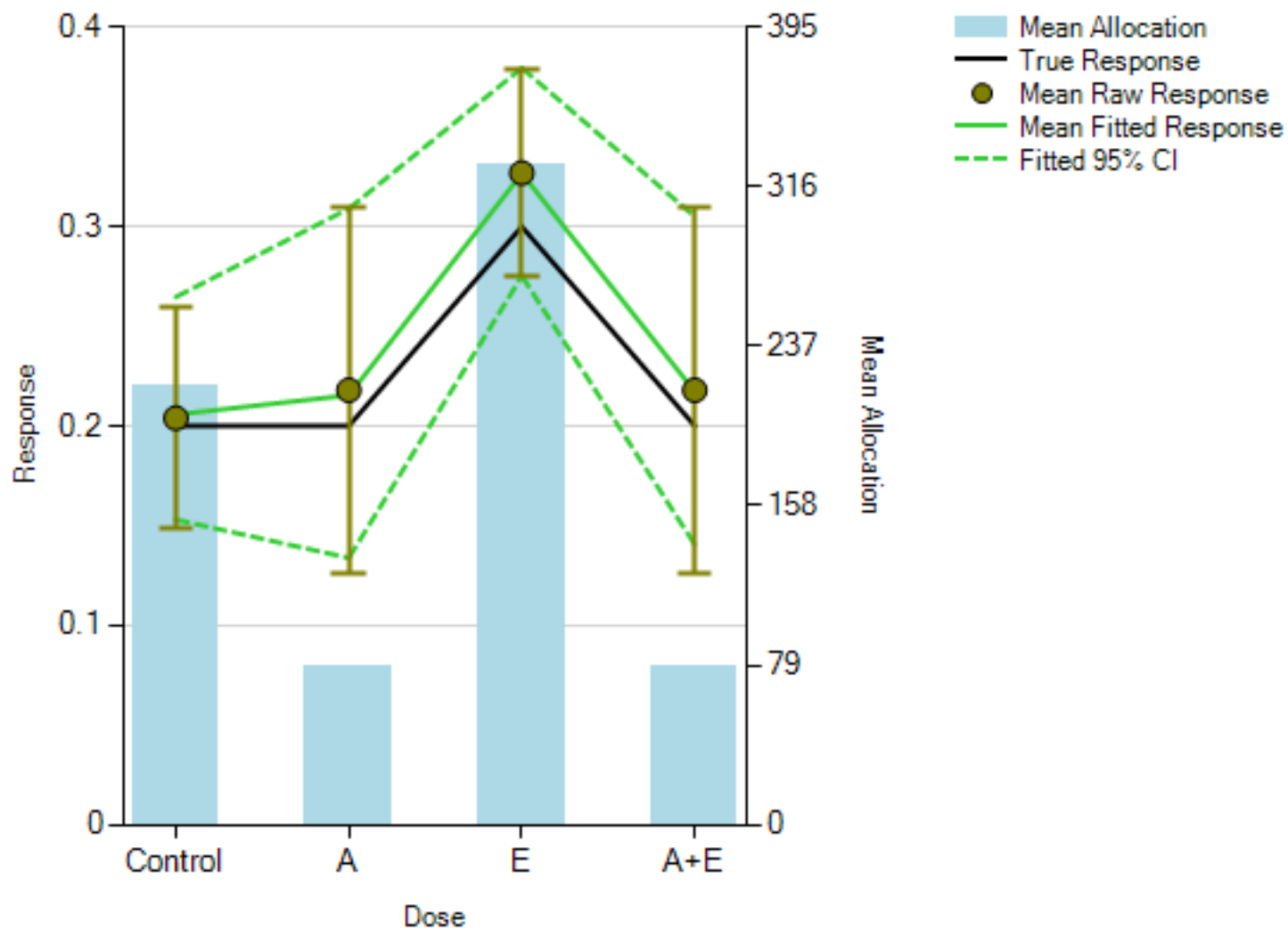
Response and Subject Allocation (600 subjects)

Recruitment: "Accrual 1" Dropout: "Dropout 1" Response: "E only" Design: "Dose Finding Dichotomous" Simulations: 1000 Version: 2.4.2



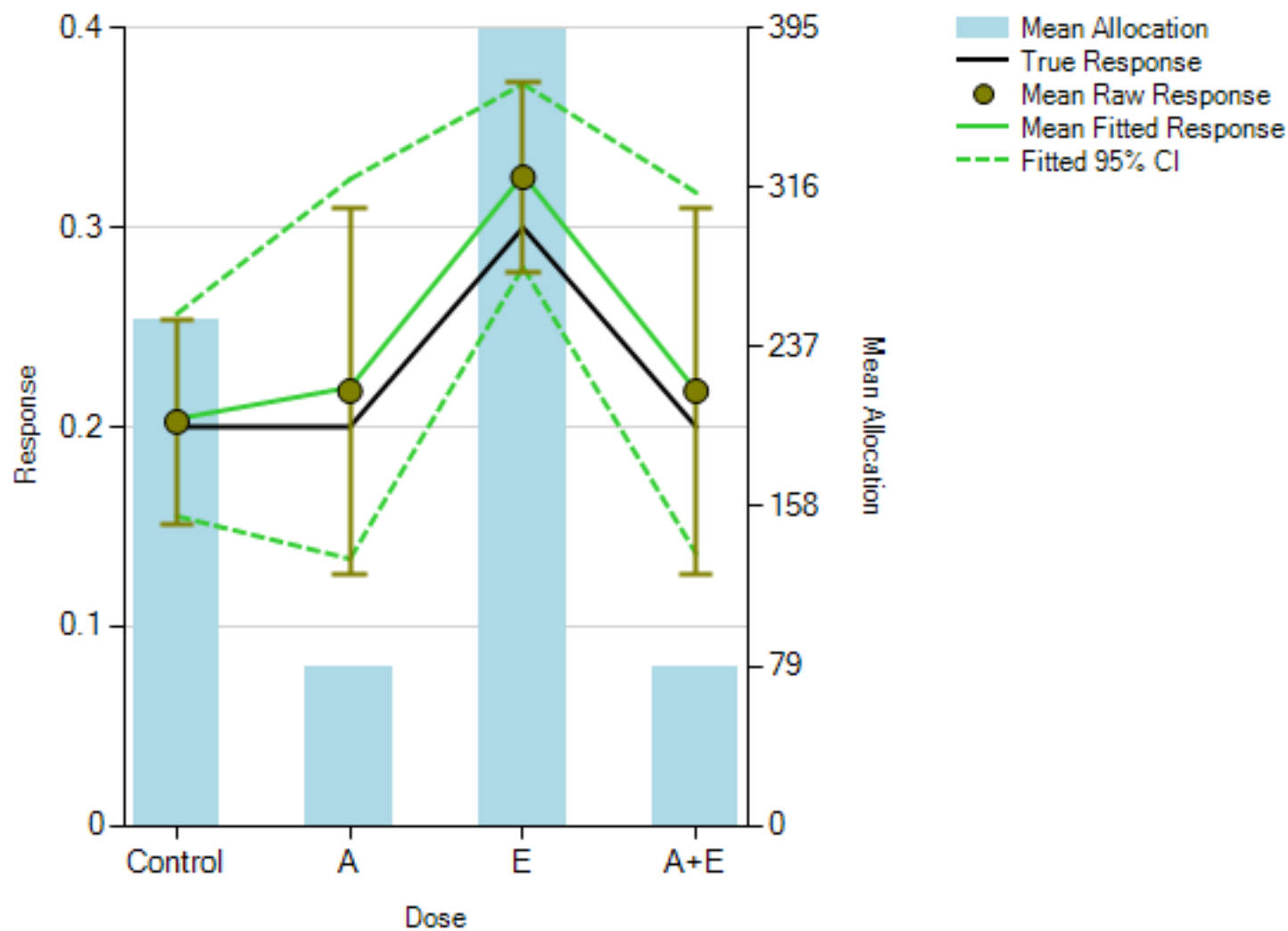
Response and Subject Allocation (700 subjects)

Recruitment: "Accrual 1" Dropout: "Dropout 1" Response: "E only" Design: "Dose Finding Dichotomous" Simulations: 1000 Version: 2.4.2



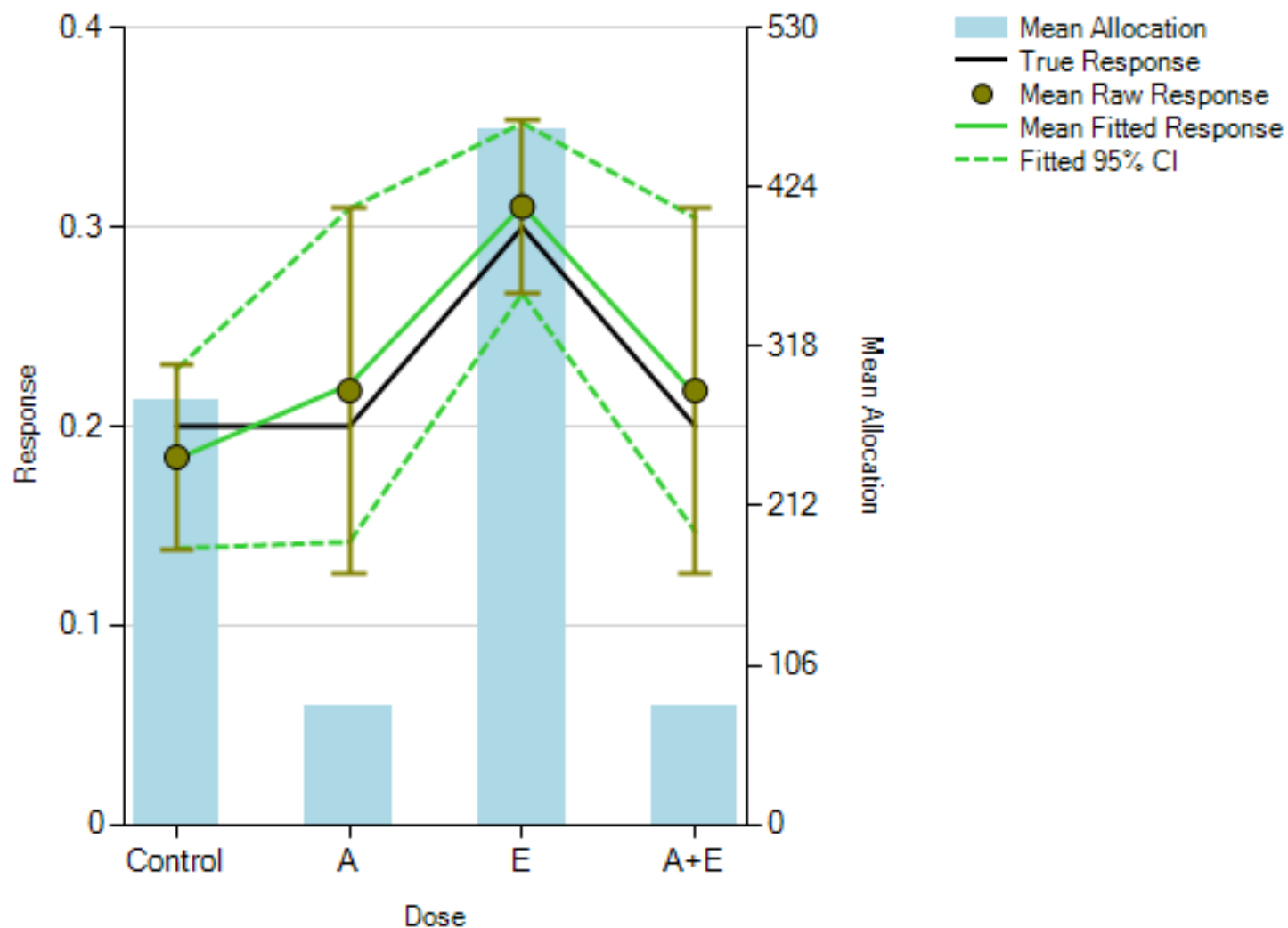
Response and Subject Allocation (800 subjects)

Recruitment: "Accrual 1" Dropout: "Dropout 1" Response: "E only" Design: "Dose Finding Dichotomous" Simulations: 1000 Version: 2.4.2



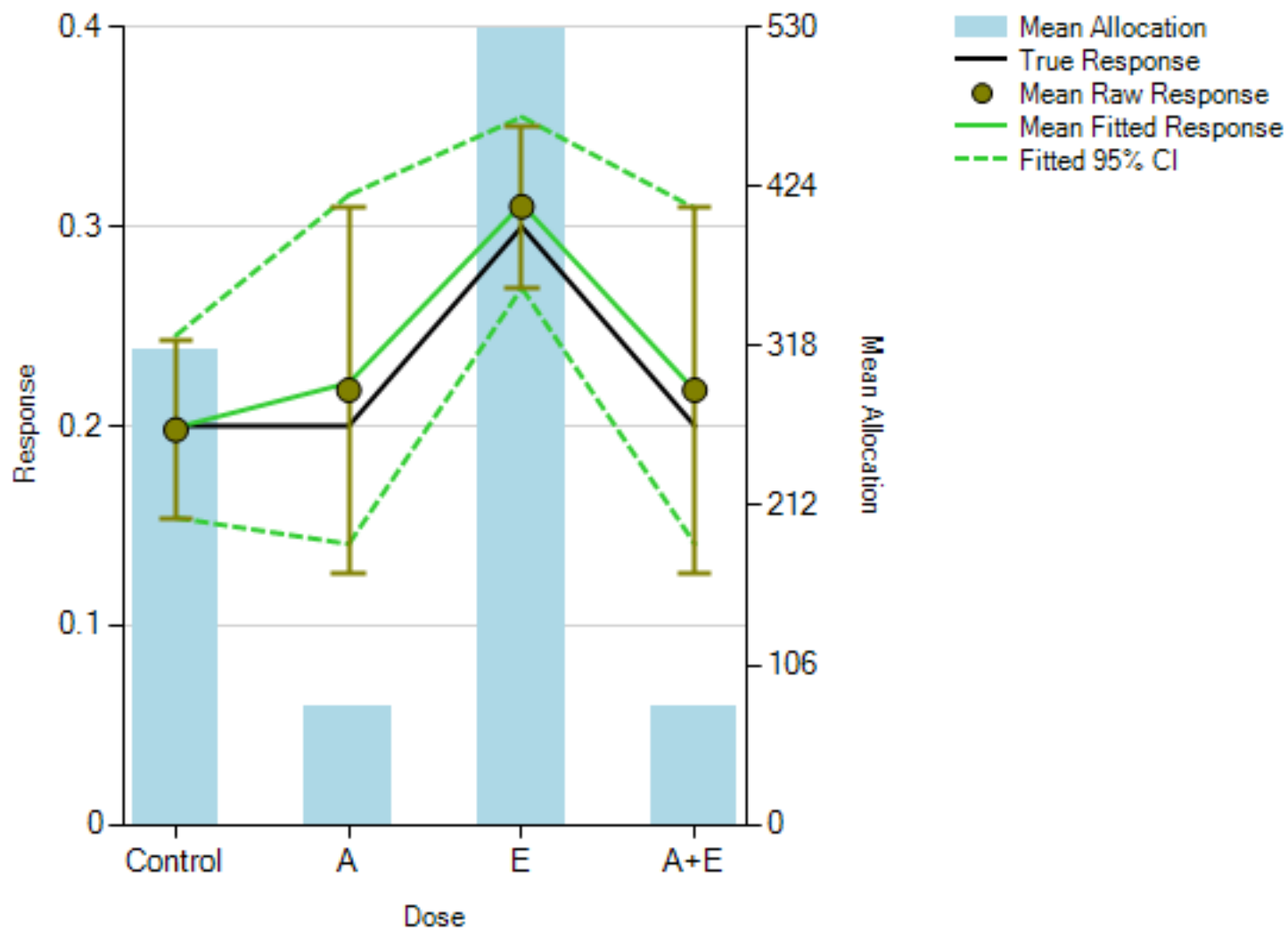
Response and Subject Allocation (900 subjects)

Recruitment: "Accrual 1" Dropout: "Dropout 1" Response: "E only" Design: "Dose Finding Dichotomous" Simulations: 1000 Version: 2.4.2



Response and Subject Allocation (1000 subjects)

Recruitment: "Accrual 1" Dropout: "Dropout 1" Response: "E only" Design: "Dose Finding Dichotomous" Simulations: 1000 Version: 2.4.2



Trial 3 – RAR/Early Stopping

- Trial 2 plus early stopping
- Early stopping for futility
 - $\Pr(\text{Best dose} > \text{control}) < 0.20$
- Early stopping for success
 - $\Pr(\text{Best dose} > \text{control}) > 0.999$

Simulation Scenarios

Scenario	Control	A only	E only	A+E combination
Null	0.20	0.20	0.20	0.20
E Worse	0.20	0.20	0.15	0.15
Only E	0.20	0.20	0.30	0.20
Combo only	0.20	0.20	0.20	0.30
E good	0.20	0.20	0.30	0.30

Operating Characteristics

		Pr(Success)	
	Fixed	RAR	RAR/Stop
Null	0.033	0.025	0.025
E Harm	0.010	0.011	0.011
E only	0.619	0.803	0.775
Combo	0.620	0.802	0.785
E good	0.772	0.852	0.854

Operating Characteristics (RAR/Early Stop)

	Pr(EarlySuccess)	Pr(LateSuccess)	Pr(EarlyFutility)	Pr(LateFutility)
Null	0.015	0.010	0.171	0.804
E Harm	0.008	0.003	0.413	0.576
E only	0.522	0.253	0.013	0.212
Combo	0.520	0.265	0.019	0.196
E good	0.627	0.227	0.002	0.144

Operating Characteristics

	Total	Control	N A Only	E Only	A+E combo
<i>RAR</i>					
Null	1000	317	231	227	226
E Harm	1000	317	395	145	143
E only	1000	317	97	491	95
Combo	1000	317	99	97	488
E good	1000	317	76	305	302
<i>RAR/Stop</i>					
Null	910	287	211	204	208
E Harm	779	243	299	117	119
E only	791	247	91	363	90
Combo	787	246	90	96	355
E good	746	232	71	220	223

Corners cut..need to be filled in

- Limited sleep
- More simulations (type I error control)
- Comparison to a group sequential design
- Dosing of Esmolol
- Can we drop the control arm?
- More scenarios, possibilities, etc.
- Enrichment (witnessed/not witnessed, etc.)